



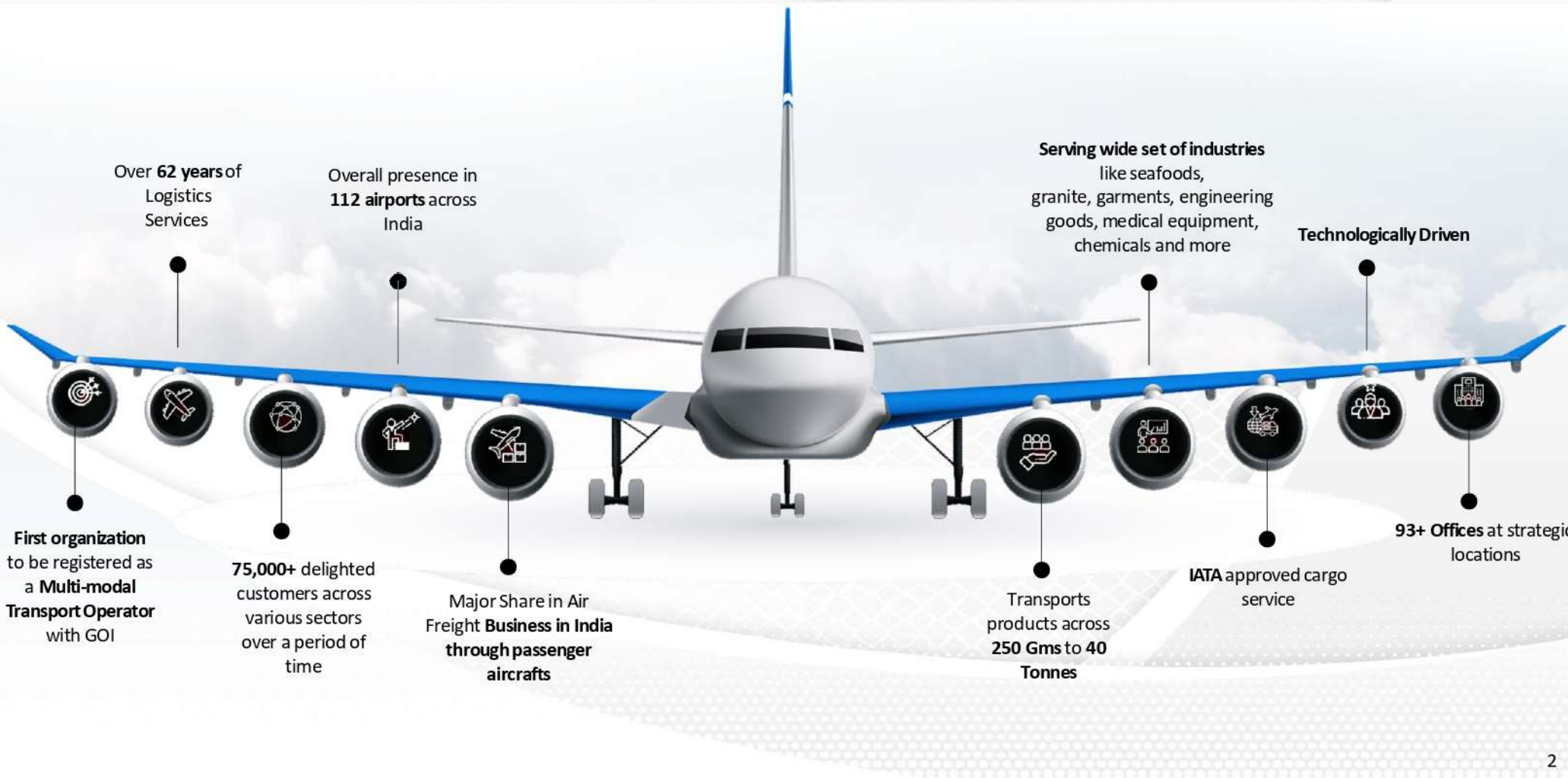
**PATEL**

Transporting  
Since

1959

Patel Integrated Logistics Ltd.  
**Investor Presentation | February 2025**

# Company Snapshot





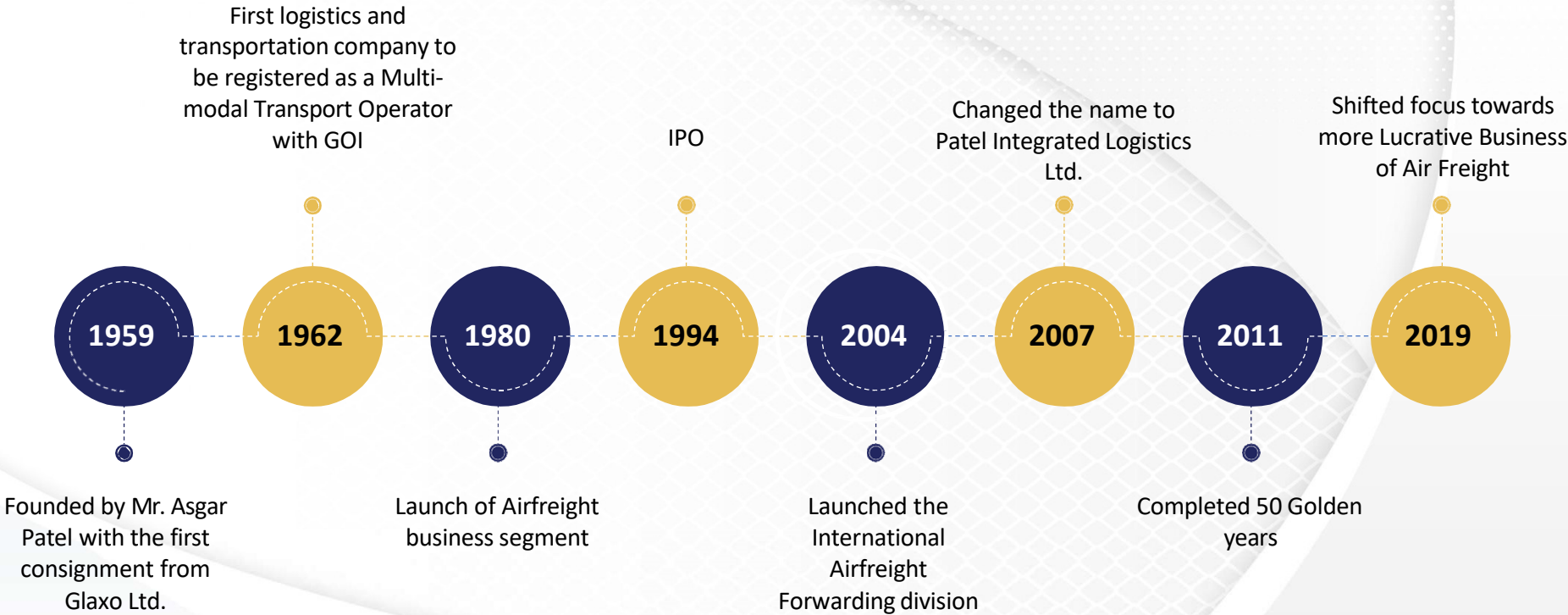
# COMPANY OVERVIEW

# Company Overview



- Patel Integrated Logistics Ltd. (PILL) was incorporated by Mr. Asgar Shakoor Patel in 1962 as “Patel Roadways Private Limited” (PRL) to cater to surface transport logistics across India and over the years the company has expanded its services to Air freight and warehousing.
- Later on in the year 1988, Patel On-Board Couriers Ltd. (POBC) was launched initially for business of wholesale couriers and for the improvement of infrastructure, simplifying processes and improving efficiency.
- In the year 2006, Patel Integrated Logistics Limited (PILL) was formed with the merger of erstwhile Patel Roadways Limited and Patel On-Board Couriers Ltd.
- The company was a pioneer in the logistics sector in India, including express delivery, full truck load (FTL), less than truck load (LTL), domestic air courier, international courier consolidation, door pick-up, door pick-up delivery and warehousing.
- In the year 2018, the company rebranded itself and today the company specializes in critical functions of logistics with a presence in air freight, warehousing and ancillary services.
- The company specializes in air freight domestically and internationally with a unique business of transporting cargo through passenger flights including same-day last mile delivery service.
- PILL operates the business through a pan-India network with presence in all the functional airports.
- PILL caters to a marquee list of clientele across all sectors including major E-commerce players.
- The company has a major market share in air freight business in India from passenger aircrafts.

# Key Milestones



## Founder and Directors



**Asgar Patel, Founder**

In 1959, when **Asgar Shakoor Patel** returned from the United Kingdom to India, he was geared with one thing alone - a vision. He didn't want to fill his father's shoes in running the cap manufacturing business and instead embarked on a long journey, creating multi-crore conglomerates on the way, with a well-deserved reputation.

The dawn of Patel Roadways Limited commenced with Asgar transporting his first consignment for Glaxo in 1959. A zest for success and a clear-cut vision drove Asgar Patel to transform Patel Roadways into one of the largest logistics companies in Asia with 1000 delivery outlets complimented by a workforce of over 7,500 people and ultimately creating a Brand 'Patel Roadways Limited' unparalleled in the Indian Logistics Industry in terms of reach and quality of service.



**Mr. Syed K Husain**  
Independent Director and  
Chairman

**Mr. Syed K Husain Independent Director and Chairman** completed his graduation in Electrical Engineering and Hold MBA degree in General Management from Madras University.

He has over 45 years of experience in various fields like Transportation of Goods, Logistics and Distribution, Engineering, Exports, Construction and General Management.



**Mr. Ramakant K. Kadam**  
Non Executive Non  
Independent Director

**Mr. Ramakant Kadam - Non Executive Non Independent Director:** International Human Resources & Administration Management professional with more than 35 years of outstanding multifaceted experience in Public Relations, Personnel, Administration, Legal & Operations management, including 20+ years at the corporate level within the global arena across diverse industries.



**Mr. Hari Nair**  
Non Executive Non  
Independent Director

**Mr. Hari Venugopal Nair – Non Executive Non Independent Director:** He holds a Bachelor's degree in Arts (Economics) from the University of Mumbai. He has an experience of over 25 years in marketing, sales and business management and has been associated with the Company since the year 2002.

# Directors



Mr. Farukh S. Wadia  
Independent Director

**Mr. Farukh Soli Wadia – Non Executive Non Independent Director:** He holds a Bachelor's degree in Commerce from the University of Mumbai. He is a businessperson who has experience in the fields of automobiles, dealership, finance and couriers.



Mr. Mahesh Fogla  
Executive Director

**Mr. Mahesh Fogla - Executive Director:** Qualified Chartered Accountant and Cost Accountant with rich experience in Finance & Accounts, Legal & Taxation and Strategic Financial Planning. He has more than 25 years of experience in conceptualizing & implementing MIS, maintaining & finalization of accounts, structuring commercial transactions to minimize impact of Taxes & Costs. He is an effective leader with analytical, team building & relationship management skills & abilities.



Ms. Bindiya Raichura  
Independent Director

**Ms. Bindiya Raichura - Independent Director:** Extensive Corporate Commercial law practice of over 25 years both in contentious and non-contentious matters. Ms. Raichura's practice extends to both Indian corporates and MNCs. She has been an independent director on the board of Indian companies



Mr. Vikas Porwal  
Executive Director

**Mr. Vikas Porwal - Executive Director:** He has completed his Graduation (B.Com. Honours) from the University of Udaipur, Rajasthan and Post-Graduation (PGDBA Finance) from Welingkar Institute of Management Development and Research, Mumbai. He has worked with the Company for more than 2 decades at various levels which includes handling Key Accounts at the National Level, National Operations, Commercials and other management aspects.



**Mr. Kannan - Independent Director:** brings over 39 years of expertise in finance, strategy, and corporate performance management, having held key leadership roles in prominent companies such as TCS, PwC, Hinduja Group, ICICI Bank, and Piramal Group. Mr. Kannan's experience spans across various sectors, including banking, IT, logistics, infrastructure, and more, where he successfully led initiatives in corporate finance, mergers and acquisitions, organizational restructuring, and global business development.

## Senior Management Personnel



**Ms. Jasmin Dinshaw Lalla** - Having over 25 years of experience, she holds a Bachelor's degree in Commerce and a Master's degree in Commerce from the University of Mumbai. She also holds a Post Graduate Diploma in Business Administration from Welingkar Institute of Management Development and Research.



**Mr. K Suresh - COO** He has done his Masters in Chemistry and Business Administration and garnered over 28 years of rich experience in logistics over various positions and various reputed organizations. He is currently the Chief Operating Officer(COO) - Southern and Eastern Region of our Company.



**Mr. Deepak Madhukar Keni - CFO** He holds a Bachelor's degree in Commerce from the University of Mumbai and a Master's degree in Business Administration in Finance from The Canterbury University and has a vast experience of over 30 years.



**Mr. Avinash Paul Raj - Company Secretary and Compliance Officer:** He holds a Masters Degree in Commerce and L.L.B from Mumbai University and is an Associate Member of Institute of Company Secretaries of India.



# Geographical Presence



**North :**  
 Pali  
 Bhilwara Allahabad  
 Ambala Cantt Varanasi  
 Panipat Badohi  
 Ludhiana Moradabad  
 Jalandhar Agra  
 Phagwara Mathura  
 Baddi Rudrapur  
 Jammu Jhansi  
 Lucknow Jammu  
 Gorakhpur Kashmir  
 Kanpur Dehradun  
 Ghaziabad Uttarakhand

**East :**  
 Imphal  
 Tripura  
 Bhubaneshwar  
 Cuttack

**North Zone**

Cities : 27    Hub : 01    Branches : 30

**East Zone**

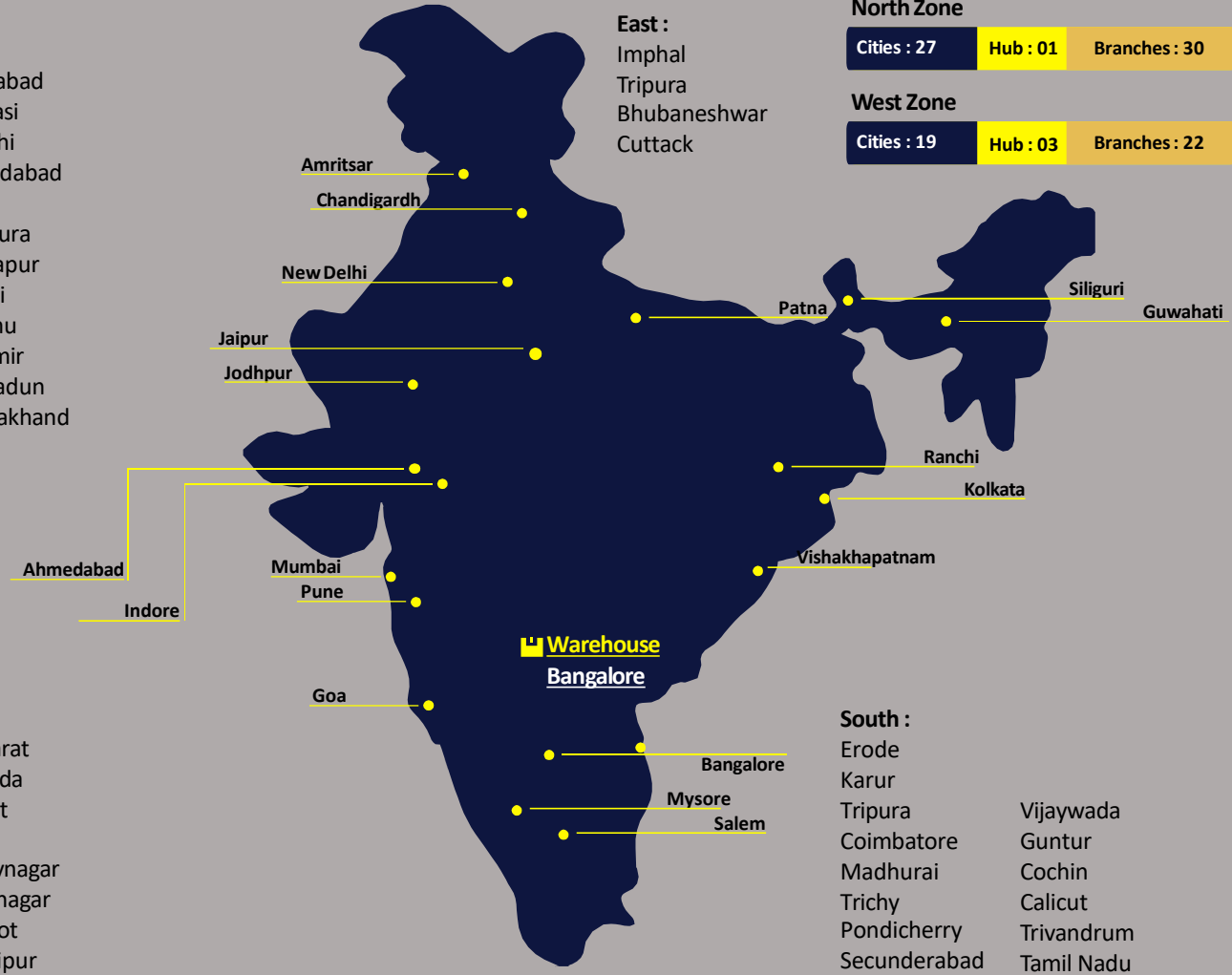
Cities : 10    Hub : 01    Branches : 13

**West Zone**

Cities : 19    Hub : 03    Branches : 22

**South Zone**

Cities : 23    Hub : 03    Branches : 24



**West :**  
 Panjim  
 Nashik Gujarat  
 Aurangabad Baroda  
 Nagpur Surat  
 Raipur Vapi  
 Bhilai Bhavnagar  
 Bilaspur Jamnagar  
 Jabalpur Rajkot  
 Bhopal Udaipur

**South :**  
 Erode  
 Karur  
 Tripura Vijaywada  
 Coimbatore Guntur  
 Madhurai Cochin  
 Trichy Calicut  
 Pondicherry Trivandrum  
 Secunderabad Tamil Nadu



# Industries We Cater To



**Textile**



**Automobile and IT**



**E-commerce**



**FMCG**



**Documents & Couriers**



**Agriculture**



**Pharmaceutical Companies**



**Manufacturing Companies**



**Retail**



**Steel**

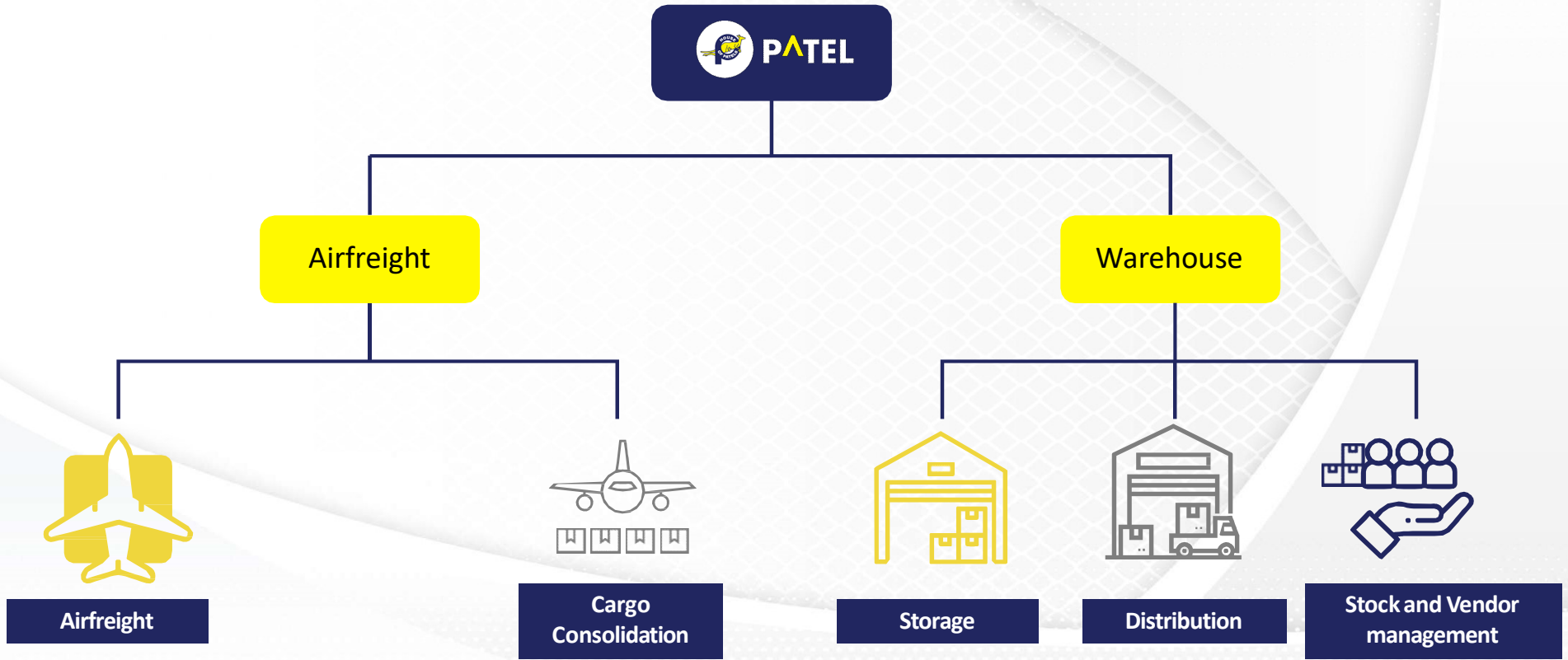
# Awards & Certifications

 <p>Exceptional Cargo Revenue Performance-2013</p>	 <p>Air Cargo Agent Association</p>	 <p>Outstanding Performance All India Basis</p>	 <p>Highest On Board Courier Sales</p>	
 <p>Stellar Sales Performance-2005</p>	 <p>All India Achiever Award for Cargo Sales - 2003</p>	 <p>Go Cargo Exceptional Accomplishments</p>	 <p>Recognition of Contribution</p>	
 <p>Highest On Board Courier Sales 2003-2004</p>	 <p>All India Achiever Award for Cargo Sales</p>	 <p>Highest On Board Courier Sales 2007-2008</p>	 <p>Exceptional Cargo Revenue Performance-2016-2017</p>	



# BUSINESS OVERVIEW

# Services Provided

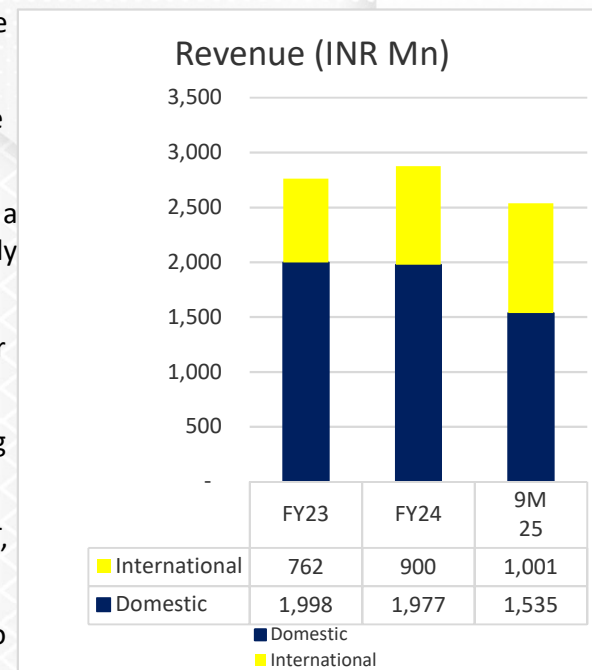


# Airfreight



- Patel Airfreight (PAF) Domestic was launched in 1980 and is an IATA-approved cargo agency offering transportation of high-density cargo by air and surface within India.
- Today, PAF Domestic has a presence in 89 Airports in India and has 125+ offices at strategic locations across the country.
- In 2004 PATEL Airfreight (PAF) International was launched and today it undertakes efficient and cost-effective freight transportation across the globe.
- PAF International is a member of Global Logistics Network (GLN), headquartered in New Jersey, USA, with a worldwide membership of 136 members across 60 countries. Through this, the company is able to efficiently manage it's international business and deliver the cargo to the doorstep of clients.
- The company specializes in transporting Cargo through passenger Aircrafts and is a major player in the passenger Air Freight Cargo in India.
- The company serves a wide set of industries including, seafoods, leather goods, granite, garments, engineering goods, medical equipment, chemicals and many more.
- Patel Airfreight is a preferred partner for most of the E-commerce giants, Pharmaceutical, Automobiles, FMCG, IT, Engineering companies and many more.
- The company has tie-ups with major airline carriers in India such as IndiGo, Air India and Spice Jet to ship cargo domestically and internationally weighing anything between 250 gms to 40 tonnes.

## Revenue (INR Mn)



# Warehousing



- Launched in 2017, Patel Warehouse offers services in Warehousing and Distribution, Manufacturing Logistics, C&F Management apart from other valuable services in cargo and vendor management.
- With over 200,000 sq. ft. of warehousing space, the company has a clear edge over other ecosystem players via the Brick & Mortar infrastructure and knowledge offering, which has its imperative inherent advantages.
- The warehouses facilitate break-up of bulk materials, packing, assembling, sorting and scheduling goods movement along with cargo consolidation for various E-commerce, FMCG, pharmaceutical companies and various other sectors.
- The company promises next day to nine days delivery through 50 different routes across 500 locations in India.
- Patel warehouse also offers customized service packages and tailor-made solutions through its internet based Track-and-Trace System providing faster and safer load movement through scheduled dispatches.
- The Bangalore warehouse is taken on a lease for 99 years.
- The company undertakes practice of renting godowns/warehouses to various industries as per the requirement right from 10 years to a long-term lease ranging from 40-99 years.



**Patel Warehouse**

**Bangalore**

**2.2 acres**





### Data Integration:

Data integration is possible with all leading technology. PILL is integrating all invoices from Ops application to the accounting application.

### Freight-PILL:

In-house developed cloud based Software for the operation and Billing which enables collaborative Freight Forwarding Management. Application is being used across the network including International businesses.

### Track and Trace:

Universal Track and Trace system.

### POD:

Proof of Delivery mechanism to enable transparency.

### freightpil.

**I.com** : In-house customized cloud based Software for the operations and Billing which enables collaborative Freight Forwarding Management.

### Accounting:

PILL is using cloud based GST and VAT compliant accounting application. The application can be accessed universally to capture data or view/download MIS Reports.

### Accounting Mobile App:

PILL is using mobile app for accessing real time MIS/ reports from the accounting application.





# CSR Initiatives



Patel Integrated works with passion and commitment towards CSR Initiatives.

- Donated a Blood-Donation Bus to TATA Memorial Hospital for collecting and distributing blood
- Co-Sponsored the 6<sup>th</sup> International Women Tennis Championship held in December organised by Navi Mumbai sports association.
- Donated INR 7 lacs to Rotary Club of Bombay Bandra.



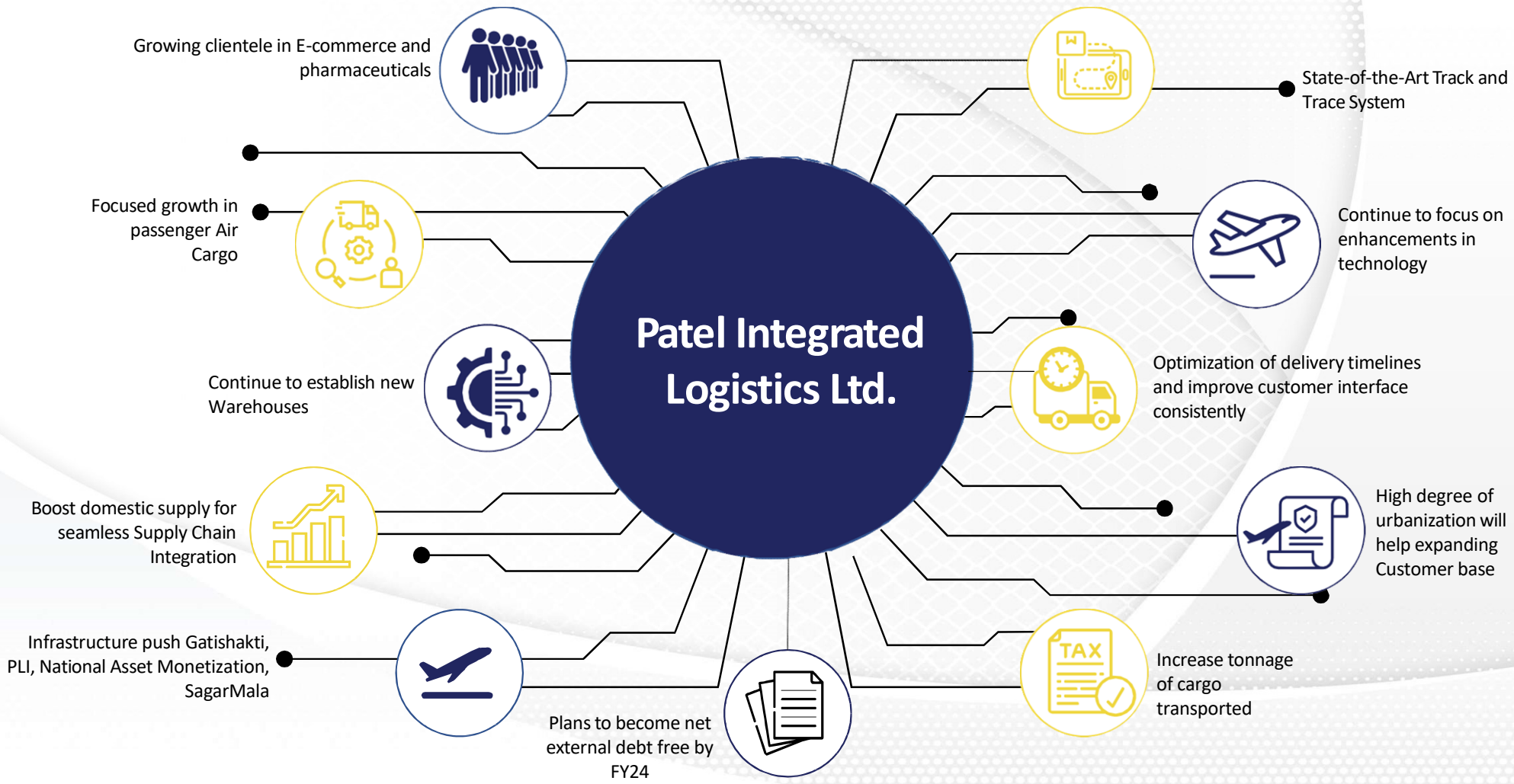
CSR Initiative of:

**PATEL**

A Project of:

**ROTARY CLUB OF BOMBAY BANDRA**

# Future Strategies





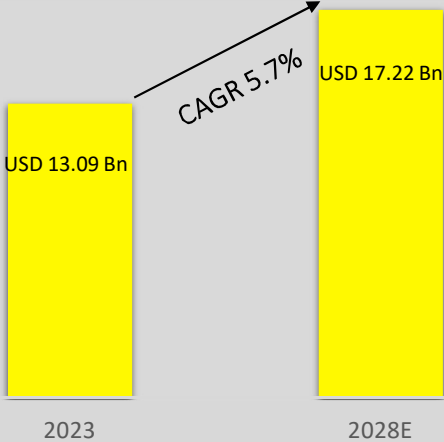
# INDUSTRY OVERVIEW

# Industry Overview – Air Freight

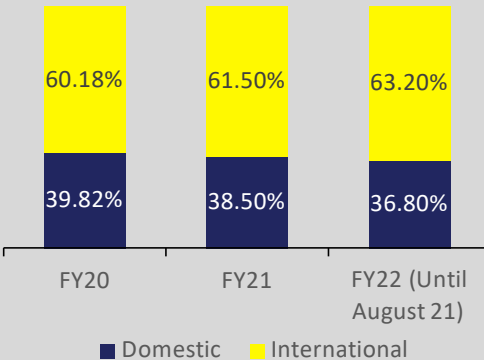


- India’s air freight market is estimated to be US\$13.08 billion in 2023 and is expected to reach US\$17.22 billion by 2028, growing at a CAGR of 5.65 per cent.
- The Government of India plans to continue expanding and developing airports, as outlined in the 2024-25 interim budget speech. The goal is to increase the number of airports from 150 to 200 within five years, and to 230–240 by 2030
- Domestic cargo contributed roughly 40 per cent of the total throughput, while global cargo added up to the remaining 60 per cent in FY 2023.
- India's Air Freight Market is estimated to be USD 12.41 Bn in 2022 and is expected to reach USD 16.37 Bn by 2027, growing at a CAGR of 5.7%. The total freight tonnage handled at Indian Airports in the FY2020 was 3.33 Mn MT.
- Faster delivery of shipments as compared with other logistics solutions and the rising popularity of consolidated air freight service is anticipated to boost the growth of the air freight market.
- The Airports Authority of India (AAI) is planning a capital expenditure of about Rs 30,000 in the next five years. The government has also set a target of operationalizing 1,000 UDAN routes and reviving or developing 100 unserved and underserved airports by 2025
- Air freight is quite suitable for offering swift deliveries. International Air Transport Association (IATA) estimated that e-commerce held a market share of about 15% of air cargo volumes in 2019. This trend toward e-commerce is continuously expanding and has speeded up during the COVID-19 pandemic.

## Indian Air Freight Market



## Activity in Freight Traffic- INDIA



Source: IATA Reports, IBEF Report, globenewswire.com, ceicdata.com

Source: IBEF Aviation Report

# Advantages of Air Freight



## Growing Fleet Size:

Indian carriers are expected to double their fleet capacity to around 1,100 aircrafts by 2027.



## AAI Initiatives:

In 2022, the Airports Authority of India (AAI) have set a capital outlay target of INR 91,000 Cr for the development of the airport industry.



## Quick Delivery:

It is the fastest mode of transport.



## End To End Services:

Meets the needs of different customers which includes good relationships with GP carriers, other carriers, operators, practices and logistics.

## Less need for heavy packaging:

Ensures to save both time and money by not having to provide extra packaging services.



## High Standard of Security:

High degree of security since airport safety restrictions on cargo are strictly enforced.



## Most Suitable for Carrying Light Goods of High Value:

Goods of perishable nature which require quick delivery and light goods of high value over long distances.



## No Major Investments:

It does not require huge capital investments.



# Future Trends of Air Freight Logistics



**Rising and Volatile Shipping Rates:** Shipping rates have been anything but stable since the pandemic hit in March 2020. As long as demand for cargo space exceeds supply, rates will continue to rise. Manufacturers are building more cargo planes to ease capacity constraints and retrofitting passenger planes.

**Rise of Air Freight as an Omnichannel:** Pressured by customer demand, a rising trend toward an omnichannel strategy is afoot. Airlines are seeing a need to look beyond traditional airport-to-airport service. Now, airlines have captured on providing end-to-end services.

**Supply Chain Diversification:** Supply chain diversification will trigger near and mid-term increases in Air Cargo. Meanwhile, the long-term prospects for Air Cargo is likely increase, too, as more companies diversify their supply chains to mitigate risk.

**Rise of E-Commerce:** Ignited by the pandemic, E-Commerce is a growing and irreversible trend. Besides benefitting consumers, this trend benefits air carriers.

**Scarce Air Cargo Capacity:** Tight capacity has been looming since the onset of Covid-19. The capacity for ground and ocean cargo was swamped. And that demand for capacity spilled over into air cargo.



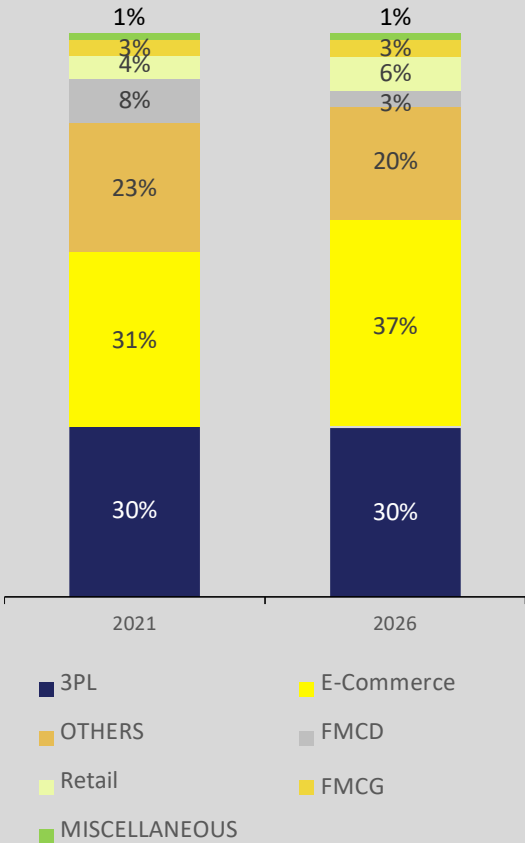
Source: [americangloballogistics.com](http://americangloballogistics.com)

# Industry Overview – Warehousing



- A warehouse is an essential component of corporate infrastructure and one of the primary enablers in the global supply chain. The Indian warehousing market is predicted to reach US\$ 34.99 billion (Rs. 2,872.10 billion), expanding at a CAGR of 15.64% from 2022 to 2027
- Warehousing accounts for 5% of the Indian Logistics market. In terms of space requirement, it stood at 265 Mn sq. ft. in FY 2021. The space requirement is expected to reach 483 Mn sq. ft. in 2026, expanding at a CAGR of 12.77%.
- The top six cities with modern warehousing capacity are Ahmedabad, Bangalore, Chennai, Mumbai, Delhi and Pune.
- Logistics and warehousing play a crucial role to bridge the gap between customers and manufacturers. The ease and efficiency of a logistic chain have a huge impact on the time a product reaches the customer.
- Effective warehousing is crucial for companies so that they can maintain their inventory and supply the goods whenever demand rises.
- As the E-commerce industry started growing, warehouses became an integral part of the logistics chain.
- In 2021, the Third-Party Logistics (3PL) sector acquired the maximum warehousing space, followed by E-commerce. The 3PL, E-commerce, others, FMCD, retail sectors, and FMCG acquired 30%, 23%, 8%, 4%, 3% and 1% of warehousing space, respectively.
- Indian warehouse market is on trajectory of huge demand primarily driven by factors such as Government’s thrust in Make in India, enhanced trade in various sectors including retail, IT, technology, healthcare, etc., superior technology and Digital India initiative and various other such policies.

## Sector Wise Warehousing Demand (%)



Source: imarcgroup.com, globenewswire.com, nbm&cw.com



# FINANCIAL OVERVIEW



# Historical Income Statement



Particulars (INR Mn)	Q3 FY25	Q2 FY25	Q3 FY24	9M 25	9M 24
<b>Operational Income</b>	<b>897</b>	<b>842</b>	<b>768</b>	<b>2,561</b>	<b>2,047</b>
Total Expenses	874	820	747	2,494	1,984
<b>EBITDA</b>	<b>24</b>	<b>22</b>	<b>21</b>	<b>67</b>	<b>63</b>
<b>EBITDA Margins (%)</b>	<b>2.63%</b>	<b>2.61%</b>	<b>2.70%</b>	<b>2.61%</b>	<b>3.09%</b>
Other Income	7	10	7	22	14
Depreciation	6	7	7	20	21
Interest	2	4	6	11	18
Exceptional Items	-	-	-	-	-
<b>PBT</b>	<b>22</b>	<b>21</b>	<b>15</b>	<b>58</b>	<b>39</b>
Tax	0	0	0	1	0
<b>Profit After tax</b>	<b>22</b>	<b>20</b>	<b>15</b>	<b>57</b>	<b>39</b>
<b>PAT Margins (%)</b>	<b>2.43%</b>	<b>2.41%</b>	<b>1.94%</b>	<b>2.24%</b>	<b>1.89%</b>
Other Comprehensive Income	-5	-6	7	-7	6
<b>Total Comprehensive Income</b>	<b>17</b>	<b>15</b>	<b>22</b>	<b>50</b>	<b>44</b>
Basic EPS (INR)	0.33	0.31	0.23	0.86	0.60
Diluted EPS (INR)	0.33	0.29	0.23	0.86	0.60

# Load Report

DIVISION	9M 25	9M 24	9M-O-9M
	Load in KG	Load in KG	
DOMESTIC	3,76,11,940	3,69,83,447	1.70%
INTERNATIONAL	60,23,386	49,70,139	21.19%
<b>DOMESTIC AND INTERNATIONAL</b>	<b>4,36,35,325</b>	<b>4,19,53,587</b>	<b>4.01%</b>

# Historical Balance Sheet



ASSETS (INR Mn)	HY 2025	FY 2024
<b>Non-Current Assets</b>		
a) Property, plant and equipment	344	349
b) Capital work-in-progress	1	1
c) Investment Property	131	132
d) Intangible assets	4	4
e) Financial assets:	-	-
i) Non-current Investments	23	20
ii) Loans	7	7
iii) Other Financial Assets	26	26
f) Other non –current assets	-	-
<b>Total Non-Current Assets</b>	<b>536</b>	<b>538</b>
<b>Current Assets</b>		
a) Inventories	-	-
b) Financial assets:		
i) Current Investments	20	27
ii) Trade receivables	897	908
iii) Cash and cash equivalents	82	137
iv) Bank Balance other than above	61	187
v) Loans	-	-
vi) Other Financial Assets	15	15
c) Other current assets	135	109
<b>Total Current Assets</b>	<b>1,211</b>	<b>1,383</b>
<b>TOTAL ASSETS</b>	<b>1,747</b>	<b>1,920</b>

EQUITY AND LIABILITIES (INR Mn)	HY 2025	FY 2024
<b>Equity:</b>		
a) Equity share capital	646	646
b) Other equity	560	547
<b>Total Equity</b>	<b>1,206</b>	<b>1,193</b>
<b>Non-current liabilities</b>		
(a) Financial liabilities		
i) Borrowings	71	86
ii) Other Financial Liabilities	36	35
(b) Deferred Tax liabilities (net)	19	19
<b>Total Non-current liabilities</b>	<b>126</b>	<b>140</b>
<b>Current liabilities</b>		
a) Financial liabilities		
i) Borrowings	67	156
ii) Trade Payables	151	167
iii) Other financial liabilities	3	2
b) Other current liabilities	186	263
c) Short-term provisions	8	-
<b>Total Current liabilities</b>	<b>416</b>	<b>587</b>
<b>TOTAL EQUITY AND LIABILITIES</b>	<b>1,747</b>	<b>1,920</b>

# Segment Reporting



Sr No	Particulars (Rs in Mn)	Q3 FY25	Q2 FY25	Q3 FY24	9M 25	9M 24	FY24
1	<b>Segment Revenue</b>						
	Co-loading of Air Freight Division	1,050.58	983.19	898.93	2,992.48	2,390.78	3,394.00
	Other	8.29	10.64	7.38	29.13	24.66	34.47
	<b>Total</b>	<b>1,058.86</b>	<b>993.83</b>	<b>906.31</b>	<b>3,021.61</b>	<b>2,415.44</b>	<b>3,428.47</b>
	Less GST Recovered	161.52	151.60	138.25	460.92	368.46	522.99
	<b>Net Sales/ Income from operations</b>	<b>897.34</b>	<b>842.22</b>	<b>768.06</b>	<b>2,560.68</b>	<b>2,046.98</b>	<b>2,905.49</b>
2	<b>Segment Results</b>						
	Co-loading of Air Freight Division	22.96	22.73	23.31	65.40	63.76	92.10
	Others	0.01	1.23	-3.81	0.08	-9.37	-13.24
	<b>Total</b>	<b>22.97</b>	<b>23.96</b>	<b>19.49</b>	<b>65.48</b>	<b>54.39</b>	<b>78.86</b>
	Less : Finance Cost	2.04	4.34	5.66	10.88	17.73	25.90
	Add : Interest Income	1.09	1.13	1.17	3.48	2.12	3.80
	<b>Profit before tax</b>	<b>22.02</b>	<b>20.75</b>	<b>15.00</b>	<b>58.08</b>	<b>38.78</b>	<b>56.76</b>
1	<b>Segment Assets</b>						
	Co-loading of Air Freight Division	1,096.25	1,166.49	1,105.93	1,096.25	1,105.93	1,273.31
	Others	578.20	580.59	633.67	578.20	633.67	647.02
	<b>Total</b>	<b>1,674.45</b>	<b>1,747.08</b>	<b>1,739.60</b>	<b>1,674.45</b>	<b>1,739.60</b>	<b>1,920.34</b>
2	<b>Segment Liabilities</b>						
	Co-loading of Air Freight Division	372.40	427.55	386.73	372.40	386.73	594.87
	Others	51.10	113.63	138.60	51.10	138.60	132.24
	<b>Total</b>	<b>423.51</b>	<b>541.18</b>	<b>525.33</b>	<b>423.51</b>	<b>525.33</b>	<b>727.11</b>
3	<b>Capital Employed</b>						
	Co-loading of Air Freight Division	723.85	738.94	719.19	723.85	719.19	678.44
	Others	527.10	466.96	495.07	527.10	495.07	514.78
	<b>Total</b>	<b>1,250.94</b>	<b>1,205.90</b>	<b>1,214.26</b>	<b>1,250.94</b>	<b>1,214.26</b>	<b>1,193.22</b>

# Cash Flow Statement



CASH FLOW STATEMENT			(INR in Mn)	
	HY 2025		HY 2024	
<b>A: CASH FLOW FROM OPERATING ACTIVITIES :</b>				
Net Profit Before Tax		36		24
Adjusted For :				
Profit / Loss on Sale / Discard of Assets (Net)	1		(0)	
Depreciation	14		14	
(Net gain) / Loss on Sale of Current/Non Current Investments	(7)		(2)	
Dividend Income	(0)		(0)	
Interest Income	(2)		(1)	
Finance Cost	9		12	
		<u>14</u>		<u>23</u>
Operating Profit Before Working Capital Changes		50		47
Adjusted For :				
Trade and Other Receivables	(3)		(91)	
Trade and Other Payables	(93)		5	
		<u>(96)</u>		<u>(86)</u>
Cash Generated from Operations		(46)		(39)
Taxes Received / (Paid) (Net)	(19)		(13)	
		<u>(19)</u>		<u>(13)</u>
Net Cash from Operating Activities		<u>(65)</u>		<u>(52)</u>

## Cash Flow Statement



<b>B: CASH FLOW FROM INVESTING ACTIVITIES :</b>				
Purchase of Fixed Assets		(9)		(11)
Sale of Fixed Assets		0		1
(Purchase) / Sale of Current / Non Current Investment (Net)		11		3
Movement in Fixed Deposits (Net)		4		21
(Increase) / Decrease in Capital Work in Progress		-		1
Interest Received		2		1
Dividend Received		0		0
Net Cash (used in) Investing Activities		<u>8</u>		<u>16</u>
<b>C: CASH FLOW FROM FINANCING ACTIVITIES :</b>				
Proceeds from Public Deposits (Net)		-		(13)
Proceeds from Right Issue		-		-
Right Share Issue Expenses		-		-
Proceeds from Long Term Borrowings (Net)		(15)		(34)
Interest Paid		(9)		(13)
Dividend Paid		(6)		(6)
Net Cash (used in) / from Financing Activities		<u>(30)</u>		<u>(65)</u>
<b>Net Increase / (Decrease) in Cash and Cash Equivalents</b>		(87)		(102)
<b>Opening Balance of Cash and Cash Equivalents</b>		175		68
<b>Closing Balance of Cash and Cash Equivalents</b>		<b>88</b>		<b>(33)</b>



## Patel Integrated Logistics Limited Disclaimer:

*No representation or warranty, express or implied, is made as to, and no reliance should be placed on, the fairness, accuracy, completeness or correctness of the information or opinions contained in this presentation. Such information and opinions are in all events not current after the date of this presentation. Certain statements made in this presentation may not be based on historical information or facts and may be "forward looking statements" based on the currently held beliefs and assumptions of the management of Patel Integrated Logistics Ltd., which are expressed in good faith and in their opinion reasonable, including those relating to the Company's general business plans and strategy, its future financial condition and growth prospects and future developments in its industry and its competitive and regulatory environment.*

*Forward-looking statements involve known and unknown risks, uncertainties and other factors, which may cause the actual results, financial condition, performance or achievements of the Company or industry results to differ materially from the results, financial condition, performance or achievements expressed or implied by such forward-looking statements, including future changes or developments in the Company's business, its competitive environment and political, economic, legal and social conditions. Further, past performance is not necessarily indicative of future results. Given these risks, uncertainties and other factors, viewers of this presentation are cautioned not to place undue reliance on these forward-looking statements. The Company disclaims any obligation to update these forward-looking statements to reflect future events or developments.*

*This presentation is for general information purposes only, without regard to any specific objectives, financial situations or informational needs of any particular person. This presentation does not constitute an offer or invitation to purchase or subscribe for any securities in any jurisdiction, including the United States. No part of it should form the basis of or be relied upon in connection with any investment decision or any contract or commitment to purchase or subscribe for any securities. None of our securities may be offered or sold in the United States, without registration under the U.S. Securities Act of 1933, as amended, or pursuant to an exemption from registration therefrom.*

*This presentation is confidential and may not be copied or disseminated, in whole or in part, and in any manner.*

### **Mr. Pulkit Jain**

Sr. Manager – Accounts & Finance

Tel: 91-22-26050021

Email: [pulkit.jain@patel-india.com](mailto:pulkit.jain@patel-india.com)



THANK YOU